









# Year 5 English Long Term Plan

	Autumn 1: Where once We Stood	Autumn 2: Farther	Spring 1: The Hound of the Baskervilles	Spring 2: The Promise	Summer 1: The Lost Book of Adventure	Summer 2: King Kong
Vehicle texts						
Writing Outcomes and Purpose	<p><b>Narrative:</b> Exploration Narrative <b>Purpose:</b> to narrate</p> <p><b>Non-fiction:</b> Formal Report <b>Purpose:</b> to recount</p>	<p><b>Narrative:</b> Setting Narrative <b>Purpose:</b> to narrate</p> <p><b>Non-fiction:</b> Letter <b>Purpose:</b> to recount</p>	<p><b>Narrative:</b> Cliff hanger Narrative <b>Purpose:</b> to narrate</p> <p><b>Non-fiction:</b> Formal Event Report <b>Purpose:</b> to inform</p>	<p><b>Narrative:</b> Character Narrative <b>Purpose:</b> to narrate</p> <p><b>Non-fiction:</b> Newspaper Report <b>Purpose:</b> to recount</p>	<p><b>Narrative:</b> Survival Narrative <b>Purpose:</b> to narrate</p> <p><b>Non-fiction:</b> Survival Guide <b>Purpose:</b> to explain</p>	<p><b>Narrative:</b> Dilemma Narrative <b>Purpose:</b> to narrate</p> <p><b>Non-fiction:</b> Balanced Argument <b>Purpose:</b> to explain</p>
<p><b>Terminology</b> modal verb, relative pronoun, relative clause, parenthesis, bracket, dash, cohesion, ambiguity</p>						

		Autumn 1	Autumn 2	Spring 1	Spring 2	Summer 1	Summer 2
<b>Grammar Skills</b>	<b>Word</b>	Build on previous year & focus on: The difference between vocabulary of informal speech and vocabulary appropriate to formal speech and writing – formal tone	Build on previous units & focus on: The difference between vocabulary of informal speech and vocabulary appropriate to formal speech and writing – formal tone	Build on previous units & focus on: The difference between vocabulary of informal speech and vocabulary appropriate to formal speech and writing – formal tone	Build on previous units & focus on: Verb prefixes re, over, dis  The difference between vocabulary of informal speech and vocabulary appropriate to formal speech and writing – formal tone	Build on previous units & focus on: Use a thesaurus with confidence  Verb prefixes mis, over and de  Transforming nouns and adjectives into verbs	Build on previous units & focus on: The difference between vocabulary of informal speech and vocabulary appropriate to formal speech and writing - formal tone
	<b>Sentence</b>	Build on previous year & focus on: Indicate degrees of possibility using modal verbs  Understand the difference between structures typical of informal speech and structures appropriate to formal speech in writing, eg the use of the passive	Build on previous units & focus on: Indicate degrees of possibility using modal verbs	Build on previous units & focus on: Relative clauses beginning with who, which, where, when, whose, that or an omitted relative pronoun  Use commas to clarify meaning and avoid ambiguity  Semi-colons to separate the boundary between independent clauses	Build on previous units & focus on: Indicate degrees of possibility using modal verbs and adverbs	Build on previous units & focus on: Indicate degrees of possibility using adverbs.  Understand the difference between structures typical of informal speech and structures appropriate to formal speech in writing, eg the use of the passive form	Build on previous units & focus on: Relative clauses beginning with who, which, where, when, whose, that or an omitted relative pronoun  Understand the difference between structures typical of informal speech and structures appropriate to formal speech in writing, eg the use of the passive form
	<b>Text</b>	Build on previous year & focus on: Linking ideas across paragraphs, using adverbials	Build on previous units & focus on: Linking ideas across paragraphs, using adverbials	Build on previous units & focus on: Linking ideas across paragraphs, using adverbials	Build on previous units & focus on: Linking ideas across paragraphs, using adverbials	Build on previous units & focus on: Linking ideas across paragraphs, using adverbials	Build on previous units & focus on: Linking ideas across paragraphs, using adverbials
	<b>Punctuation</b>	Build on previous year & focus on: Dashes to mark boundaries between independent clauses	Build on previous units & focus on: Commas for parenthesis  Dashes to mark boundaries between independent clauses	Build on previous units & focus on: Use hyphens to avoid ambiguity  Semi-colons to mark boundaries between independent clauses  Colons and bullet points	Build on previous units & focus on: Use hyphens to avoid ambiguity	Build on previous units & focus on: Semi-colons to mark boundaries between independent clauses of equal weighting  Use hyphens to avoid ambiguity  Commas for clarity	Build on previous units & focus on: Recap speech punctuation  Brackets for parenthesis

***Daily 'Flashback' is used to address any gaps.***