









Year 3 English Long Term Plan

	Autumn 1: Iron Man	Autumn 2: Fox	Spring 1: The Rhythm of the Rain	Spring 2: Jemmy Button	Summer 1: Egyptology	Summer 2: Into the Forest
Vehicle texts						
Writing Outcomes and Purpose	<p>Narrative: Approach Threat Story Purpose: to narrate</p> <p>Non-fiction: Explanation- How to Catch an Iron Man Purpose: to explain</p>	<p>Narrative: Fable Story Purpose: to narrate</p> <p>Non-fiction: Information- Foxes Purpose: to inform</p>	<p>Narrative: Setting Narrative Purpose: to narrate</p> <p>Non-fiction: Information Leaflet- Rivers Purpose: to instruct</p>	<p>Narrative: Return Story Purpose: to narrate</p> <p>Non-fiction: Letters Purpose: to recount</p>	<p>Narrative: Egyptian Mystery Story Purpose: to narrate</p> <p>Non-fiction: Secret Diary Purpose: to recount</p>	<p>Narrative: Lost Story Purpose: to narrate</p> <p>Non-fiction: Newspaper Report Purpose: to recount</p>

Terminology

preposition, conjunction, word family, prefix, clause, subordinate clause, direct speech, consonant, consonant letter vowel, vowel letter, inverted commas

		Autumn 1	Autumn 2	Spring 1	Spring 2	Summer 1	Summer 2
Grammar Skills	Word	Build on previous year & focus on: Formation of nouns using a range of prefixes e.g. auto- super- anti	Build on previous units & focus on: Formation of nouns using a range of prefixes e.g. auto- super- anti- (un- and re-)	Build on previous units & focus on: Use of the forms a or an when next word starts with a consonant or a vowel	Build on previous units & focus on: Use of the forms a or an when next word starts with a consonant or a vowel Word families based on common words showing how words are related in form and meaning	Build on previous units & focus on: Formation of nouns using a range of prefixes e.g. auto- super- anti- (un-) Use of the forms a or an when next word starts with a consonant or a vowel Word families based on common words showing how words are related in form and meaning	Build on previous units & focus on: Formation of nouns using a range of prefixes e.g. auto- super- anti- (mis-, in-, dis-, un) Use of the forms a or an when next word starts with a consonant or a vowel Word families based on common words showing how words are related in form and meaning
	Sentence	Build on previous year & focus on: Expressing time, place and cause using conjunctions e.g. (when, before, after, while, so, because, if, although)	Build on previous units & focus on: Expressing time, place and cause using conjunctions e.g. (when, before, after, while, so, because, if, although) Expressing time, place and cause using prepositions e.g. (before, after, during, in, because)	Build on previous units & focus on: Expressing time, place and cause using prepositions e.g. (before, after, during, in, because of) Expressing time, place and cause using conjunctions e.g. (when, before, after, while, so, because, if, although) Expressing time, place and cause using adverbs e.g. (then, next, soon, therefore)	Build on previous units & focus on: Expressing time, place and cause using prepositions e.g. (before, after, during, in, because of)	Build on previous units & focus on: Expressing time, place and cause using adverbs e.g. (then, next, soon, therefore) Expressing time, place and cause using prepositions e.g. (before, after, during, in, because of)	Build on previous units & focus on: Expressing time, place and cause using adverbs e.g. (then, next, soon, therefore)
	Text	Build on previous year & focus on: Present perfect form of verbs	Build on previous units & focus on: Present perfect form of verbs Introduction to paragraphs as a way to group related material	Build on previous units & focus on: Introduction to paragraphs as a way to group related material	Build on previous units & focus on: Introduction to paragraphs as a way to group related material	Build on previous units & focus on: Introduction to paragraphs as a way to group related material Headings and sub-headings to aid presentation	Build on previous units & focus on: Present perfect form of verbs Introduction to paragraphs as a way to group related material Headings and sub-headings to aid presentation
	Punctuation	Reinforce from Year 2: Use of capital letters, full stops, question marks and exclamation marks to demarcate sentences Commas to separate items in a list Apostrophes to mark where letters are missing in spelling and to mark singular possession in nouns	Reinforce from Year 2: Use of capital letters, full stops, question marks and exclamation marks to demarcate sentences Commas to separate items in a list Apostrophes to mark where letters are missing in spelling and to mark singular possession in nouns	Build on previous units & focus on: Apostrophes to mark where letters are missing in spelling and to mark singular possession in nouns	Build on previous units & focus on: Inverted commas to punctuate direct speech	Build on previous units & focus on: Inverted commas to punctuate direct speech	Build on previous units & focus on: Inverted commas to punctuate direct speech
Daily 'Flashback' is used to address any gaps.							